



Update on English Learner Achievement and Master Plan Actions

Board of Education
February 13, 2019

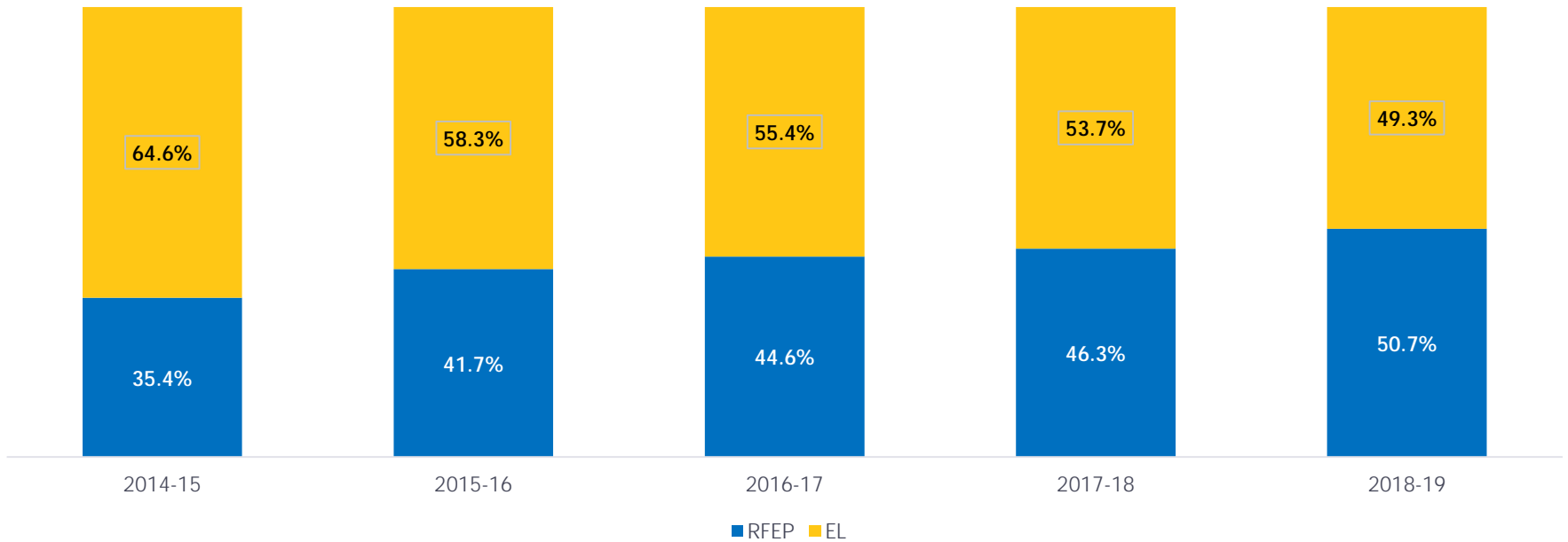


Who are our EL Students?

| | |
|------------------------------------------------------|-------------------------|
| Number of English Learner Students | 13,509 (19%) |
| Number of Redesignated Students | 13,891 (19%) |
| Number of Ever EL Students | 27,400 (38%) |
| Number of home languages spoken in FUSD | 51 |
| Top three language other than English spoken in FUSD | Spanish Hmong Lao |

Our English Learner Students

FUSD Ever EL Student Groups on Census Day*



| Group | 2014-15 | 2015-16 | 2016-17 | 2017-18 | 2018-19 |
|-----------------------|---------------|---------------|---------------|---------------|---------------|
| RFEP | 9,824 | 11,659 | 12,397 | 12,941 | 13,891 |
| EL | 17,929 | 16,275 | 15,420 | 15,000 | 13,509 |
| Ever EL Total | 27,753 | 27,934 | 27,817 | 27,941 | 27,400 |
| English Only | 43,655 | 43,557 | 43,744 | 43,485 | 44,269 |
| District Total | 71,408 | 71,491 | 71,561 | 71,426 | 71,669 |

**OUR COMMITMENT, OUR BOLD STAND,
OUR EXPECTATION**

Every child can and
must learn at grade
level and beyond.

Students move a minimum of a
grade level per year.

Vision for English Learner Student Success

- Receive rigorous, equitable, and engaging instruction in a supportive culture of learning with high expectations
- Learn in environments where linguistic assets are valued, maintained, and protected
- Graduate with the widest array of postsecondary options to be productive, global-minded citizens

Master Plan Committee, April 2016



6 Master Plan: 4 Focus Areas

1. Employing and developing experts in English language development and bilingual education
2. Advancing quality instruction for English Learner students
3. Establishing structures and systems to support student and parent aspirations and goals
4. Realigning instructional program options, policies, structures, and systems for English learner students

7 Focus Areas 1 and 2: Lab Schools

Elementary Schools:

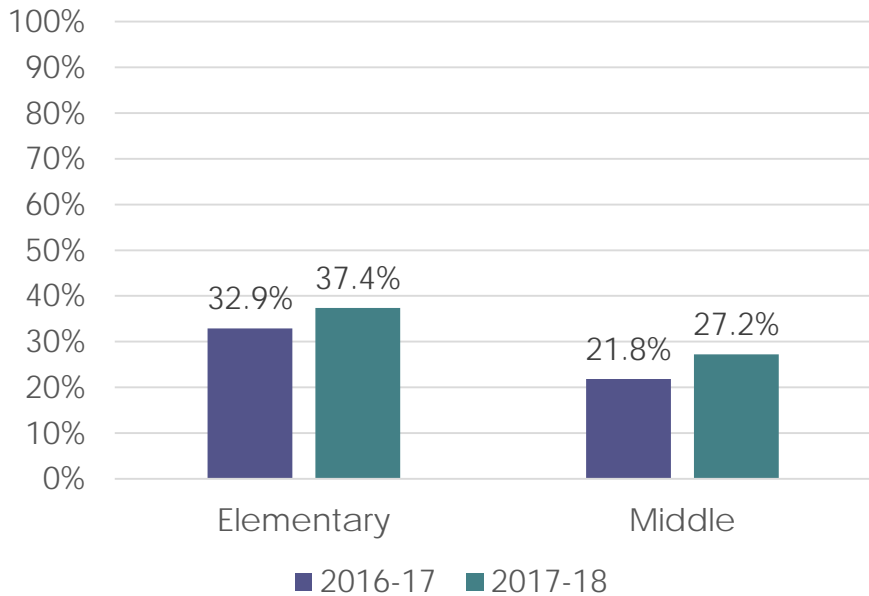
Ewing, Jackson, King, Leavenworth, Olmos, Rowell, Sunset, Vang Pao (Turner is new this year)

Secondary Schools:

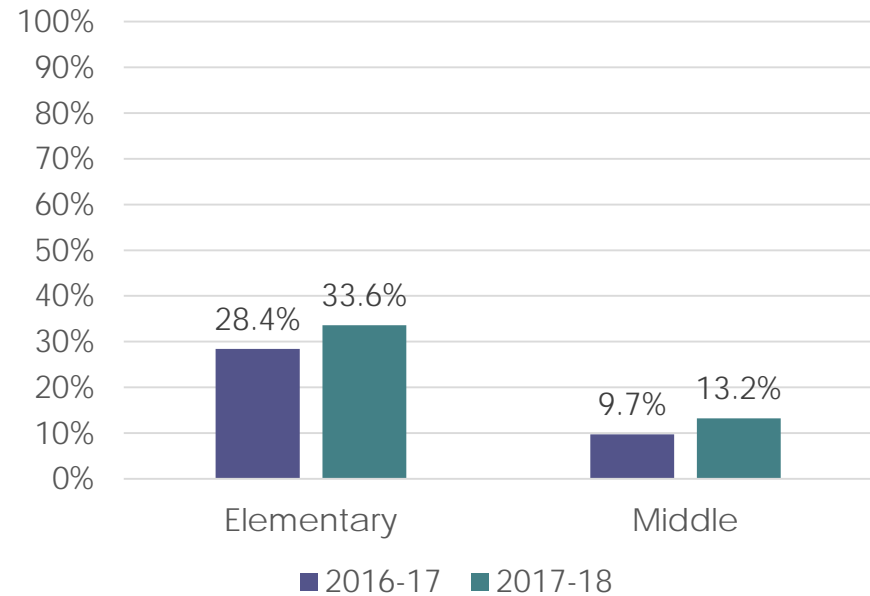
Sequoia, Tehipite, Yosemite, and Roosevelt

Elementary and Middle Lab School Students Who Meet/Exceed Standards on SBAC 2016/17-2017/18

ELA



Math



| ELA | Met/ Exceeded (Elem) | Test Takers (Elem) | Met/ Exceeded (Middle) | Test Takers (Middle) |
|---------|----------------------|--------------------|------------------------|----------------------|
| 2016-17 | 998 | 3035 | 408 | 1871 |
| 2017-18 | 1109 | 2969 | 511 | 1878 |

| Math | Met/ Exceeded (Elem) | Test Takers (Elem) | Met/ Exceeded (Middle) | Test Takers (Middle) |
|---------|----------------------|--------------------|------------------------|----------------------|
| 2016-17 | 861 | 3032 | 181 | 1872 |
| 2017-18 | 996 | 2961 | 248 | 1883 |



Focus Area 3: Additional Supports

Partnership with the departments of:

- Early Learning to support dual language learning for PK and younger
- Prevention and Intervention to provide social emotional supports including peer counseling
- Curriculum, Instruction and Professional Learning in the implementation of integrated and designated ELD instruction and best practices for EL students

Expand After School Programs

- Provide technology-based literacy intervention for identified EL students in K-1
- Provide tutoring to students who are at risk of becoming Long-Term English Learners

Provide ELD and primary language Summer and Saturday school

Sites implementing dual Language Immersion for over 20 years:

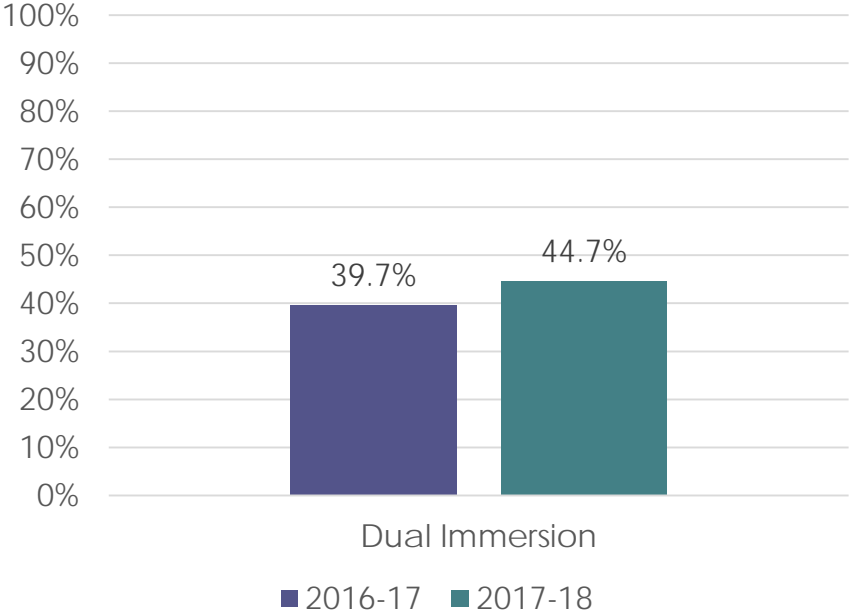
- Ewing, Leavenworth, Sunset (Grades PreK-6)

Expanded dual language Immersion program to 11 additional sites over past 4 years

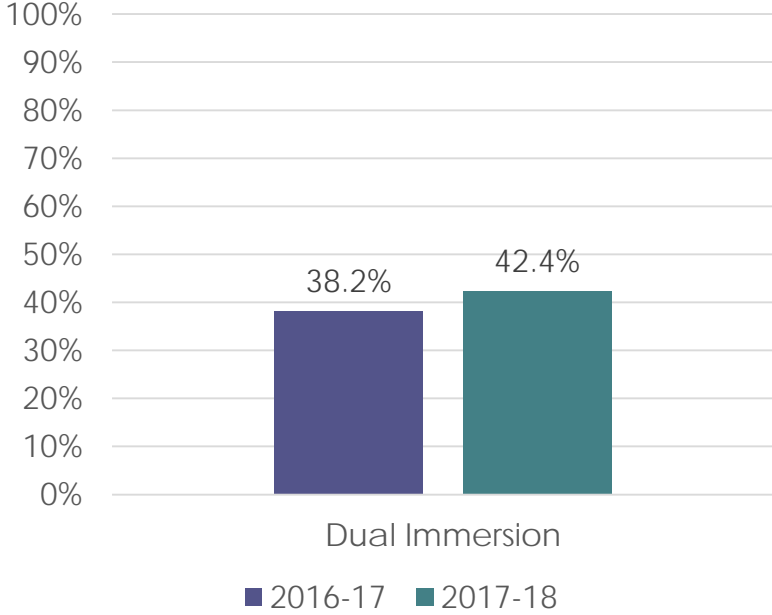
- Burroughs, Calwa, Centennial, Jackson, Lane, Roeding, Rowell, **Vang Pao**, and Wawona
- Yosemite
- McLane

Elementary Dual Language Immersion Students who Meet/Exceed Standards on SBAC 2016/17-2017/18

ELA



Math



| ELA | Met/Exceeded | Total Test Takers |
|---------|--------------|-------------------|
| 2016-17 | 525 | 1322 |
| 2017-18 | 587 | 1314 |

| Math | Met/Exceeded | Total Test Takers |
|---------|--------------|-------------------|
| 2016-17 | 508 | 1325 |
| 2017-18 | 556 | 1311 |

Focus Area 4: Learning World Languages

Global California 2030 Mission- Equip students with the world language skills to succeed in the global economy and to fully engage with the diverse mixture of cultures and languages found in California and throughout the world

State Goal –By 2030, half of all K–12 students participate in programs leading to proficiency in two or more languages

- ❑ Expand access to world language classes, programs, and experiences
- ❑ Recruit and prepare more bilingual teachers
- ❑ Nurture the languages of our students so they may deepen proficiency while learning English
- ❑ Provide English-Only students access to learning a second language

2018/19 Language Learning Enrollment

Elementary:

Dual Language Immersion, Bilingual Instruction, After School Hmong Heritage Program

TOTAL: 1,528=3.4% of Elementary Enrollment (43,121)

Middle School:

Spanish/English Dual Language Immersion, Hmong Heritage, Spanish, French, and German Courses

TOTAL: 2,897=27% of Middle School Enrollment (10,832)

High School:

Spanish/English Dual Language Immersion, Hmong Heritage, Spanish, French, German, Mandarin, and Latin Courses

TOTAL: 8,868=48% of High School Enrollment (18,625)

- Recruit, prepare, and sustain EL certified and bilingual teachers
- Provide professional learning in the implementation of integrated and designated ELD instruction
- Enhance and expand after school and Saturday school learning opportunities
- Deepen implementation of Dual Language Immersion and other second language learning opportunities